



TRIBECA | 2009





Performance



Traction

Versatility



Comfort



Control



Safety

## Confidence you can feel. Engineering you can trust.

Step inside a Subaru, and you'll know. It was built with a commitment to vehicles driven by the spirit of innovation. A focus on ingenuity that generates control and exhilaration. Design that appeals to the heart as well as the mind. All delivering an experience behind the wheel that is even more fulfilling than the destination.



## Live to the fullest.

When creating the Tribeca, we thought about not only what every road brings but what every day brings, to give you a truly distinctive SUV that perfectly complements your life. Whether it's a weekend with family or a night out with friends, its spacious cabin is as flexible as it is refined. Its style is at home in any setting. And Subaru Symmetrical All-Wheel Drive is ready for just about any road or weather condition. Tribeca is perfectly suited for where your life takes you.



















Refined space.  
Abundant rewards.

Comfort

The spacious and elegant interior of the Tribeca ensures you and your passengers will always travel in the utmost of comfort. A great deal of attention has been paid not just to the driver’s needs but also to the interior’s overall appeal. The smooth, natural flow of the cockpit envelops you in thoughtful features, rich textures, and at night, soothing illumination. Sit back, enjoy the premium surroundings, and arrive relaxed.

Power Adjustable Driver’s Seat

An 8-way power adjustable driver’s seat is standard on every Tribeca. A memory system on the Tribeca Limited allows you and an additional driver to recall the position of the seat at the push of a button.

Dual-Zone Automatic Air-Conditioning System

In an interior crafted to offer maximum comfort for everyone inside, dual-zone automatic air-conditioning provides independent temperature adjustments for both the driver and front passenger.

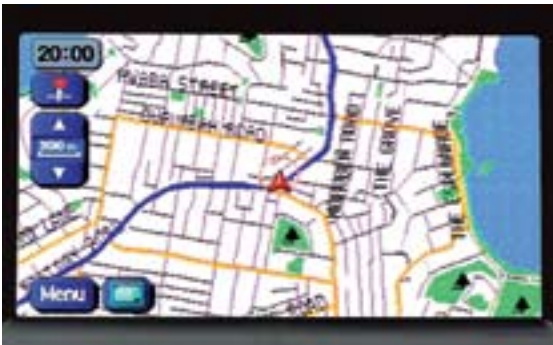
Individual Rear Cooling System\*

Don’t forget about your passengers in the back. An individual multi-speed fan control for the rear cabin lets your 2nd-row passengers adjust the airflow to their liking.

\*Limited 5+2/5+2 passengers model.







## Technology

Not only is the Tribeca the biggest Subaru ever, we filled it up with technology to enhance your life. Throughout the spacious and elegant interior, you'll find modern conveniences that cater to both you and your passengers. Like the full suite of luxury audio and entertainment features that ensure time spent in the Tribeca is time well spent.



### Premium Audio System

160 watts combined with a 9-speaker audio system creates a resonant auditorium. The effect is fully realised with the 6-disc in-dash CD changer and auxiliary audio input jack in the centre console.



iPod is a registered trademark of Apple, Inc.

### DVD Navigation

The DVD navigation system on Tribeca Limited guides the way and helps ensure you won't get lost again. Just a few simple taps on the touch-screen turns the out-of-the-way into the easy-to-find.

### Rear Vision Camera

A rear-mounted camera and in-dash centre display help you see what's behind you when reversing your Tribeca Limited.

### DVD Entertainment System\*<sup>1</sup>

Your passengers can enjoy their favourite movie on the road with the optional rear-seat DVD entertainment system, offering a large 9-inch screen. Two sets of wireless headphones are included.



### Multi-function Display

The large, in-dash screen on Tribeca models\*<sup>2</sup> displays audio readouts, outside temperature, and a trip computer that monitors fuel economy, driving range on remaining fuel, and more.



### Colour Centre Display

Tribeca Limited models feature an intuitive colour touch-screen centre display that combines the trip computer, maintenance reminders, audio, navigation and more.

\*<sup>1</sup> Limited 5+2 passengers model.

\*<sup>2</sup> Tribeca 5 +2 passengers/5 passengers models.







## Versatility

The best way to enjoy all of your space is to share it with your friends and family. With three flexible rows of seating,<sup>\*1</sup> Tribeca offers room for up to seven people. Or fold all the rear seats down to create 1,495 litres<sup>\*2</sup> of maximum cargo space. Tribeca lets you bring more people and more stuff along on your adventures.



Sometimes you have more cargo to carry. Other times, more people to share the ride. With multiple seating configurations, there are many different ways to make them all comfortably fit.

### Flexible 2nd Row

With a 40/20/40 seatback split three ways, you can seat three across, or fold down one, two or all three of the seatbacks to carry longer cargo. The 2nd row also reclines, and in 5+2 models, slides back and forth.

### 3rd-Row Seating

The 3rd-row seat, accessible from both sides of the vehicle, provides for 7-passenger capability. You can fold down each seatback individually, or fold them both to accommodate five passengers and ample luggage.

### Storage Solutions


You can have it all, bring it all, and keep it all within reach. The Tribeca is full of compartments and storage options to help you cut down on clutter.

<sup>\*1</sup> Limited 5+2/5+2 passengers models.  
<sup>\*2</sup> Limited 5+2/5+2 passengers models, including underfloor sub-trunk, measured by VDA V14. 1,671 litres on 5 passengers models.



# True performance comes from the harmony of power and control.

Control inspires and power excites. Subaru brings them together in each of its vehicles through the combination of Subaru Symmetrical All-Wheel Drive and the SUBARU BOXER engine. Each promotes agility and stability with a low centre of gravity and symmetrical layout. Together, they work to allow a highly efficient flow of energy from the engine to each of the four wheels. It's a dynamic combination that creates the confident driving experience you'd expect from a Subaru.




## SYMMETRICAL AWD

Over more than 35 years, Subaru has continually developed and advanced Subaru Symmetrical All-Wheel Drive, which forms the core of Subaru technology. Because each Subaru is engineered from the start to be AWD, its design is free of the cumbersome components needed by some other systems to route power to all four wheels. The result is exceptional traction and control in virtually any condition, and a highly symmetrical platform that is supremely balanced and stable.

## SUBARU BOXER

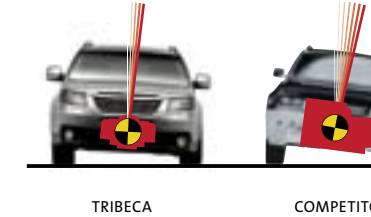
The unique design of the SUBARU BOXER engine—with Horizontally-Opposed pistons laid flat and moving 180 degrees to each other—creates a design that not only is smoother and more balanced, but delivers power with brilliant efficiency. Because it's specially engineered to work with Subaru AWD, its power is transferred from transmission to propeller shaft to rear differential, all in a straight line, with minimal interruption for quick response to driver input and slippage.



## Three distinct advantages of the Subaru drive system

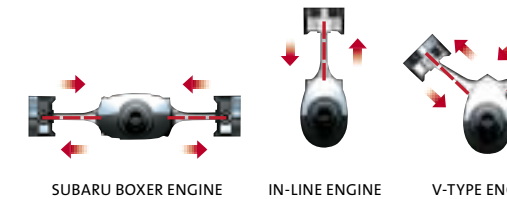
### Greater Grip

Traction means control. Control inspires confidence. Whether you're travelling a road in bad weather or reacting to avoid an accident, Subaru AWD is built to give you the best traction—and therefore the most confidence—by keeping all four wheels engaged at all times.



### Better Balance

With a Horizontally-Opposed configuration, the SUBARU BOXER engine has a lower, flatter profile than other engines. This gives the engine a lower centre of gravity, which therefore results in better overall balance for the vehicle as a whole.



### Smoother Operation

Placing the pistons of the SUBARU BOXER engine in the Horizontally-Opposed position means their movements naturally counteract each other to help reduce vibrations.





## Rally Proven.

Through sand, gravel and even snow, FIA World Rally Championship competition subjects vehicles to some of the harshest conditions anywhere. Subaru believes in testing its engineering in the rigors of WRC to prove and further refine the capabilities of its core technologies. But no matter how many trophies Subaru wins, the greatest reward comes from continually advancing the technologies that can inspire drivers in their everyday lives.



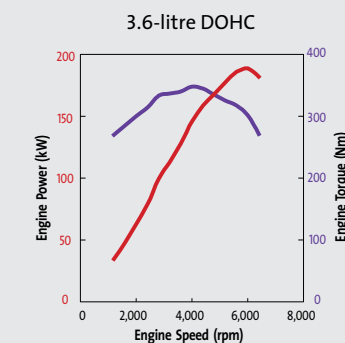
21



22

## Potent Powerplant. Move better.

The largest engine Subaru has to offer, this 3.6-litre, 6-cylinder DOHC SUBARU BOXER engine produces a vigorous 190 kW (258 PS) and 350 Nm (35.7 kgfm) of torque. It also has all the qualities that make the SUBARU BOXER engine such a dynamic powerplant — including greater balance and reduced vibration. What's more, it features technologies like the Dual Active Valve Control System and an advanced cooling system, which help optimise fuel efficiency and make smooth power available throughout the power band for quick response to your throttle input.



## Advanced Transmission. Shift smarter.

Developed to help heighten both the excitement and pleasure of driving, the smooth shifting 5-speed automatic transmission comes standard on every Tribeca. This transmission employs advanced electronics and adaptive shifting logic to help deliver smooth, quick and fuel-efficient performance — even while cornering or driving up and down hills. And with SPORTSHIFT\* technology, you can take manual control of shifting for greater driver involvement and access to power when you need it.

\*SPORTSHIFT is a registered trademark of Prodrive Ltd.



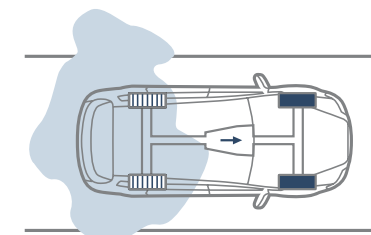
## Dual Active Valve Control System

Another level of advanced control, this system manages the intake and exhaust valve timing of the SUBARU BOXER engine to optimise efficiency, performance and emissions. The result is plenty of available torque, even at low-to-mid engine speeds, for quick response to your throttle input.



## Variable Torque Distribution All-Wheel Drive

Under normal driving conditions, the Variable Torque Distribution system splits power 45% front and 55% rear for a sporty feel. But when wheel slippage is detected, the system automatically redistributes torque to the wheels with traction for maximum control.



23





## Dynamic Handling.

Everything about the Tribeca is built to help you stay in touch with the road. From an AWD system engineered for outstanding balance and stability, to a ruggedly capable 4-wheel independent suspension system built to be firm yet compliant. The Tribeca is engineered to give you agility and responsiveness you might not expect from an SUV. Whether you enjoy spending your time driving on curvy mountain roads, or on quiet city streets, the handling advantage of the Tribeca gives you the confidence of added safety and spirited control.

### Suspension

Added comfort is one of the many benefits of the double wishbone rear suspension design. It increases the amount of room available in the cargo area while helping to smooth out uneven pavement and rough roads. The front struts are designed with long travel and a rigid mounting to help give Tribeca sharp handling and crisp response to match its refined ride.

### Vehicle Dynamics Control

Vehicle Dynamics Control, standard on the Tribeca, features sensors that can determine your intended path and detect if your vehicle begins to slide. It then applies individual brakes and/or reduces engine power to help you stay on course.

## Exceptional Safety.

The only thing Subaru values more than a dynamic driving experience is that you arrive at your destination in safety. The Tribeca surrounds you with engineering innovations to help you both avoid accidents and shield you and your passengers from harm should one occur. This protective array includes features like improved visibility to help you see danger coming, and brake assist to help you avoid it better. The body design even helps protect pedestrians from injury in case of an accident. The result is trust you can feel every time you drive.

### Ring-Shaped Reinforcement Frames

Exceptionally strong, the frame design of the Tribeca not only helps to maintain cabin integrity during a crash—it also helps divert dangerous impact energy away from occupants.

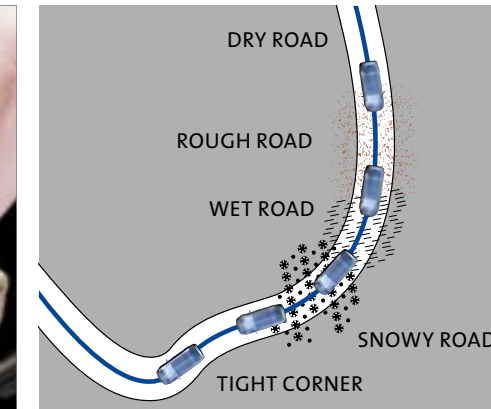

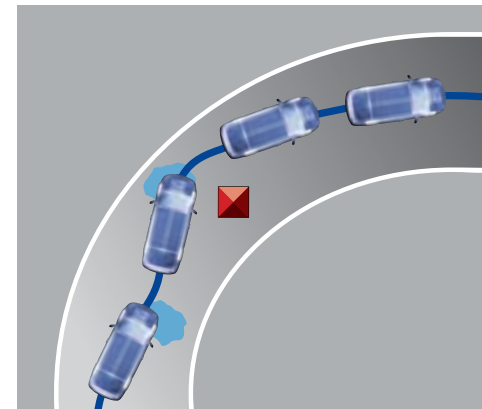
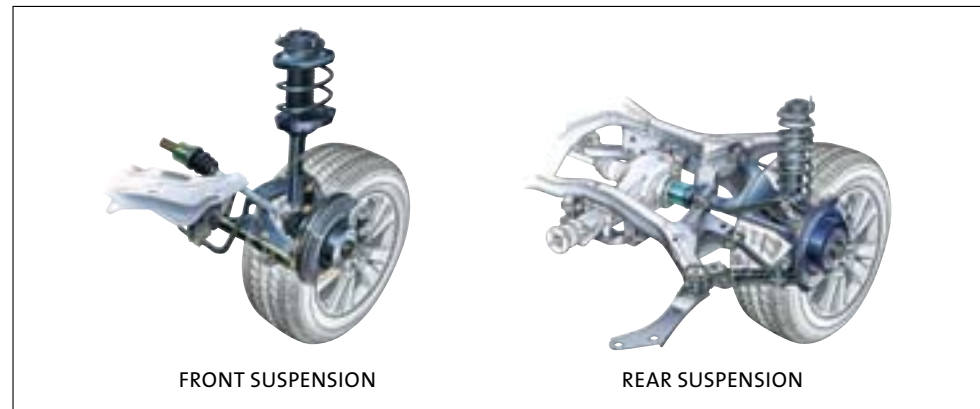
### SRS\* Side-Curtain Airbags

Danger can come from many directions. The Tribeca features standard side-curtain airbags and a rollover sensor to better provide protection for the driver and outboard 2nd-row passengers.

SRS\*=Supplemental Restraint System.  
Effective when used in conjunction with seatbelts.

### All-Wheel Drive Control

When danger steps into your path, if you have enough control, you can step right around it. Stay in control in almost any condition with the secure grip provided by Subaru Symmetrical All-Wheel Drive.





Premium Features

The Tribeca may be the largest and most spacious Subaru we’ve ever offered, but it is in the small details that you recognise the true depth of its thoughtful, versatile design. From exterior features that enhance how stylish it looks and how well you can see what’s outside, to interior features that give you more comfort and confidence inside, nearly everything has been thought of.



Heated door mirrors



Front fog lamps



HID headlamps and pop-up type headlamp washers



Power folding door mirrors with built-in LED turn signal



Overhead cascade lighting\* and illuminated front footwells



3-stage front seat heaters



8-way power adjustable driver's seat (with 2-position memory on Limited models)



Roof spoiler



Intermittent rear window wiper



18-inch aluminium-alloy wheels



Illuminated cup holders



Illuminated 2nd-row footwells



Steering wheel-mounted audio satellite switches



Electro-luminescent gauges

\*Limited models.



# Tribeca

## Limited 5+2 passengers

The Tribeca Limited is a more luxurious way to enjoy Tribeca versatility, performance and refinement, with 3rd-row seating and a sliding 2nd row to accommodate up to seven people. Luxuries include leather-trimmed seats with a 2-position memory for the driver's seat, overhead cascade lighting, and a power sunroof. Roof rails are elegantly functional. And enjoyable technologies include a Rear Vision Camera system, rear-seat DVD entertainment system, and DVD navigation with a colour touch-screen centre display.

(SPORTSHIFT\* E-5AT, AWD)  
Dimensions: L x W x H: 4,865 x 1,880 x 1,720 mm  
Engine: Horizontally-Opposed, 6-cylinder, DOHC, 24- valve, gasoline engine  
Capacity: 3,630 cc  
Max output: 190 kW (258 PS) @ 6, 000 rpm  
Max torque: 350 Nm (35.7 kgfm) @ 4,000 rpm

\*SPORTSHIFT is a registered trademark of Prodrive Ltd.



Quartz Silver Metallic



Diamond Grey Metallic

# Tribeca

## 5+2 passengers

The Tribeca 5+2 passengers model offers you style, performance and value, along with 7-passenger seating. You get the full complement of Tribeca safety features, plus front seat heaters, a 7-inch in-dash centre display, and digital dual-zone automatic air-conditioning with individual rear-cabin cooling. The tri-split 2nd-row seat slides, reclines and folds. And the elegantly outfitted interior includes plush fabric seats and footwell illumination for the 1st and 2nd rows.

(SPORTSHIFT\* E-5AT, AWD)  
Dimensions: L x W x H: 4,865 x 1,880 x 1,685 mm  
Engine: Horizontally-Opposed, 6-cylinder, DOHC, 24- valve, gasoline engine  
Capacity: 3,630 cc  
Max output: 190 kW (258 PS) @ 6, 000 rpm  
Max torque: 350 Nm (35.7 kgfm) @ 4,000 rpm

\*SPORTSHIFT is a registered trademark of Prodrive Ltd.





# Tribeca

## Limited 5 passengers

Enjoy the best in elegance and style Tribeca has to offer. You get all the confidence-inspiring versatility and safety of every Tribeca, plus refined enhancements like luxurious leather-trimmed seats, overhead cascade lighting, and a sunroof. DVD navigation with a colour touch-screen centre display and a Rear Vision Camera system guide you coming and going. And roof rails top it all off.

(SPORTSHIFT\* E-5AT, AWD)  
Dimensions: L x W x H: 4,865 x 1,880 x 1,720 mm  
Engine: Horizontally-Opposed, 6-cylinder, DOHC, 24- valve, gasoline engine  
Capacity: 3,630 cc  
Max output: 190 kW (258 PS) @ 6, 000 rpm  
Max torque: 350 Nm (35.7 kgfm) @ 4,000 rpm

\*SPORTSHIFT is a registered trademark of Prodrive Ltd.



Harvest Gold Metallic



Newport Blue Pearl

# Tribeca

## 5 passengers

Experience the versatility of features like a tri-split, reclining and folding 2nd-row seat, and a cargo-area underfloor tray. Feel the handling advantages of Vehicle Dynamics Control, plus the secure confidence of front side and curtain airbags. And enjoy the comfort and convenience of front seat heaters, an in-dash centre display, footwell illumination, digital dual-zone air-conditioning and rich fabric seats.

(SPORTSHIFT\* E-5AT, AWD)  
Dimensions: L x W x H: 4,865 x 1,880 x 1,685 mm  
Engine: Horizontally-Opposed, 6-cylinder, DOHC, 24- valve, gasoline engine  
Capacity: 3,630 cc  
Max output: 190 kW (258 PS) @ 6, 000 rpm  
Max torque: 350 Nm (35.7 kgfm) @ 4,000 rpm

\*SPORTSHIFT is a registered trademark of Prodrive Ltd.





# Accessories

Put your own twist on the already unique and distinctively designed Tribeca. Choose from our range of fully approved accessories and personalise the interior even more, or choose an exterior enhancement that reflects your own personal style. To explore the possibilities further, visit your nearest Subaru dealer.



Splash guards



Trailer hitch





Think. Feel. Drive.



[subaru-global.com](http://subaru-global.com)

